

# OPTIFRESH BEAN

## The Animo® OptiFresh for fresh beans

### OptiFresh BEAN

The OptiFresh BEAN is the newest vending machine in the wide range of Animo coffee equipment. The OptiFresh BEAN makes a delicious cup of fresh coffee at the touch of a button. The OptiFresh coffee brewing system uses a technique that ensures the ultimate taste of your coffee. The OptiFresh BEAN grinds the coffee beans freshly per consumption. The brewing unit uses a permanent filter instead of a paper filter. This means that no disposable filter roll is necessary, making frequent changing of the filter paper and waste removal unnecessary. The permanent filter can be removed and cleaned easily. A modern solution for a freshly brewed cup of coffee.

### OptiFresh BEAN summary

- Professional grinder with ceramic-burrs suitable for most available kinds of coffee
- Brewing unit with permanent filter
- Suitable for cups and jugs
- Separate outlet for hot water
- Twelve flexible drink settings
- A wide variety of drinks
- Available in four models; 1–4 canisters for ingredients
- Adjustable coffee strength (also for milk and sugar)
- Plug & Play
- Simple to operate
- Cleaning program
- Consumption registration
- Descale indicator
- Stainless steel housing and boiler



### Available in four models

In addition to 'regular' coffee, the OptiFresh BEAN also offers a wide range of coffee varieties. The OptiFresh BEAN can quickly serve a delicious cappuccino, Latte Macchiato and also Wiener Melange or coffee chocolate. The machine can quickly and easily make many different kinds of hot drinks. The OptiFresh BEAN is available in four models, with one up to 4 canisters for ingredients. The more canisters, the more types of drinks are possible. The user can make his own selection of ingredients and drink settings.

### Options & Accessories



- Base cabinet (optional with hatch leading to litter bin)
- Coin mechanism (nri)
- Coin mechanism with money exchanger (nri)




**Animo®**

# SPECIFICATIONS

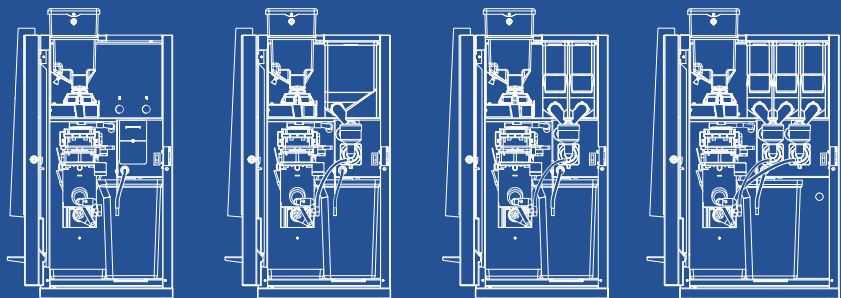
The drink selections depend on the ingredients that the user selects for each container. The following is the standard configuration of the various OptiFresh BEAN models. The adjustable controls make it easy to change the options!

OptiFresh BEAN	1	2	3	4
Coffee	✓	✓	✓	✓
Coffee with milk		⊙	✓	✓
Coffee with sugar				⊙
Coffee with milk & sugar				⊙
Milk coffee		⊙	⊙	✓
Hot chocolate		✓	✓	✓
Chocolate with milk			⊙	✓
Coffee chocolate		✓	✓	✓
Cappuccino		⊙	✓	✓
Wiener Melange			✓	✓
Latte Macchiato		⊙	✓	✓
Cappuccino with sugar				⊙
Espresso	⊙ *	⊙ *	⊙ *	✓ **
Double espresso	⊙ *	⊙ *	⊙ *	⊙ *
Espresso chocolate		⊙ *	⊙ *	⊙ *
Espresso with sugar				⊙ *
Hot milk		⊙	⊙	⊙
Hot water	✓	✓	✓	✓
Coffee 	⊙	⊙	⊙	⊙
Hot water 	⊙	⊙	⊙	⊙



✓ = standard configuration from factory ⊙ = adjustable selections (depend on the chosen ingredients)  = for filling thermos flasks \* = Fresh brew coffee \*\* = Instant coffee

- Volume large container : 5,1 litre (instant coffee approx. 1000 gr./ topping approx. 2200 gr./ cacao approx. 3400 gr.)
- Volume small container : 2,3 litre (topping approx. 1000 gr./ cacao approx. 1600 gr./ sugar approx. 2000 gr./ instant coffee approx. 500 gr.)
- Volume bean hopper : approx. 2,5 Kg (coffee beans)
- Litter bin : 7,7 litre



## Technical specifications

OptiFresh BEAN	1	2	3	4
Article number	10800	10805	10810	10815
Hour capacity cups 120 ml.	125	125	125	125
Dosing time (sec.)	29	29	29	29
Hour capacity Hot water (litres)	25	25	25	25
Boiler Stainless steel (litres)	3	3	3	3
Water connection	3/4"	3/4"	3/4"	3/4"
Electrical connection	1N~220-240V/ 50-60Cy/2300W	1N~220-240V/ 50-60Cy/2300W	1N~220-240V/ 50-60Cy/2300W	1N~220-240V/ 50-60Cy/2300W
Dimensions (WxDxH) mm.	402 x 589 x 880	402 x 589 x 880	402 x 589 x 880	483 x 589 x 880
Dispensing height mm.	123/214	123/214	123/214	123/214

Alterations reserved